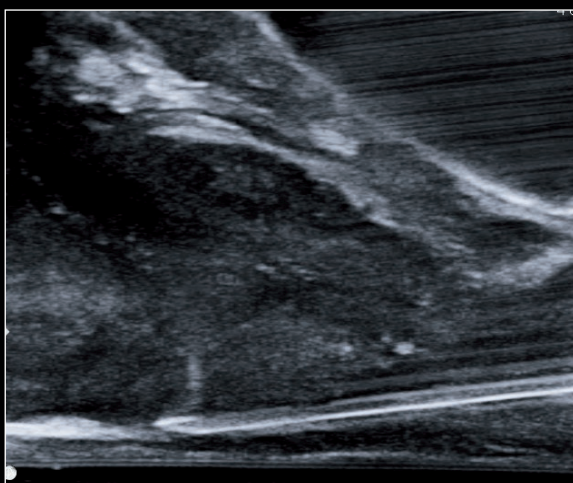
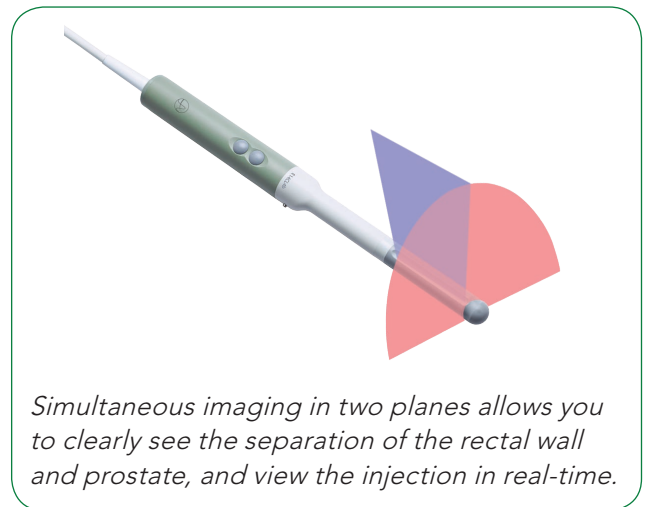




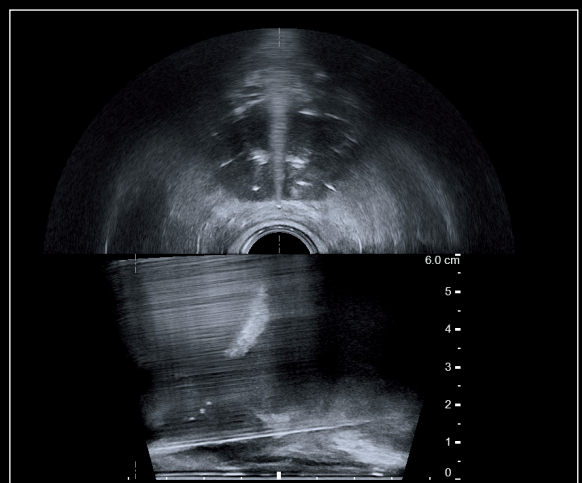
Place Hydrogel Spacer with Confidence

When Your Target is Small, Excellent Imaging is Vital

- Clear images to visualize the critical perirectal space and guide hydrogel placement
- The sterilizable transducer has an extended field of view to help you see the path of the needle
- Extensive urology portfolio and 40 years of expertise in ultrasound for urology



Needle Visualization for Hydrogel Spacer Injection.



Hydrogel Spacer Injection Dual Imaging.

Visual Guidance You Can Count On

bkSpecto and bk3000/5000 bring a new level of real-time visual guidance to help you confidently place hydrogel in the 1-2-millimeter perirectal space and protect the rectal wall prior to prostate cancer therapy.

With 40 years of experience in ultrasound guidance for urology, BK Medical is your expert imaging partner for biopsies, scans, and guiding therapy procedures.

- Prostate Biopsy
- MRI/Ultrasound Fusion Biopsy
- Brachytherapy
- Penile/Testis Imaging
- Kidney/Bladder Imaging
- PCNL



BK Medical
8 Centennial Drive
Peabody, MA 01960
USA
T +1 978 326 1300
bkmedical.com

USA
Sales & Service
BK Medical
8 Centennial Drive
Peabody, MA 01960
USA
T +1 978 326 1300
F +1 978 326 1399
bkmedical.com

Europe and Rest of World
Sales, Service & Design Center
BK Medical
Mileparken 34, 2730
Herlev, Denmark
T +45 4452 8100
F +45 4452 8199
bkmedical.com

bk 
medical